




960A

1/2" square drive socket for Diesel engine injectors

1/2"



	art.	 mm	D mm	L mm	 g
009600017	960A 27	27	36,5	77	200

