




900/35A

1/4" drive swivel handle

1/4"

UNI/ISO 3315 DIN 3122

	art.	L mm	L1 mm		 g
009000840	900/35A	148	84	1/4	72

