





1924B

## Compact reversible impact wrench



- "Pin Clutch" impulse device
- Lightweight and powerful
- Three power adjustable positions
- Exhaust through handle
- Balancing hook

Free speed	10,000 rpm
Max. torque	353 Nm
Bolt capacity	Cl 8.8 M16 ● 24 mm
Bolt capacity	Cl 12.9 M14 ● 21 mm
Air inlet	1/4" GAS
Working pressure	6,2 bar
Internal hose size (Ø)	8 mm
Mean air consumption	80 l/min
Weight	1,5 kg

	art.			
019240021	1924B	1924 B-compact reversible impact wrench	3/8	1,5

